

Grade 1 Week 4 (4/6/20-4/10/20)

Directions: For each subject choose one or more options for your student. Remember this is not mandatory, but it will keep your student's skills sharp! Happy Learning!

	Monday, 4/6/20	Tuesday, 4/7/20	Wednesday, 4/8/20	Thursday, 4/9/20	Friday, 4/10/20
Reading Skills 30 minutes	<p>Option 1: Read the story "<i>Too Much Sun</i>" and answer the questions below.</p> <p>Option 2: Watch the Video on Scholastic Day 14 and complete the activities. https://classroommagazines.scholastic.com/support/learnathome/grades-1-2.html</p>	<p>Option 1: Read the story "<i>My Dog</i>" and answer the questions below.</p> <p>Option 2: Watch the Video on Scholastic Day 15 and complete the activities. https://classroommagazines.scholastic.com/support/learnathome/grades-1-2.html</p>	<p>Option 1: Read the story "<i>Kerry Kangaroo</i>" and answer the questions below.</p> <p>Option 2: Watch the Video on Scholastic Day 16 and complete the activities. https://classroommagazines.scholastic.com/support/learnathome/grades-1-2.html</p>	<p>Option 1: Read the story "<i>Jen's Surprise</i>" and answer the questions below.</p> <p>Option 2: Watch the Video on Scholastic Day 17 and complete the activities. https://classroommagazines.scholastic.com/support/learnathome/grades-1-2.html</p>	<p>Option 1: Read the story "<i>A Smelly Skunk</i>" and answer the questions below.</p> <p>Option 2: Watch the Video on Scholastic Day 18 and complete the activities. https://classroommagazines.scholastic.com/support/learnathome/grades-1-2.html</p>
Math 30 minutes	<p>Option 1: Represent Word Problem Practice (below)</p> <p>Option 2: 20 Minutes of ST Math https://dlassets.stmath.com/pdfs/trs/letter_home_pp.pdf</p> <p>Option 3: Place Value Party https://www.mathplayground.com/place_value_party.html</p>	<p>Option 1: Represent Word Problem Practice (below)</p> <p>Option 2: 20 Minutes of ST Math https://dlassets.stmath.com/pdfs/trs/letter_home_pp.pdf</p> <p>Option 3: Treasure Quest One Hundreds Chart https://www.mathplayground.com/treasure_quest_hundreds_chart.html</p>	<p>Option 1: Represent Word Problem Practice (below)</p> <p>Option 2: 20 Minutes of ST Math https://dlassets.stmath.com/pdfs/trs/letter_home_pp.pdf</p> <p>Option 3: Find the Bus Stop (Level 2+) https://www.mathplayground.com/findthebusstop.html</p>	<p>Option 1: Word Problem Mixed Review (below)</p> <p>Option 2: 20 Minutes of ST Math https://dlassets.stmath.com/pdfs/trs/letter_home_pp.pdf</p> <p>Option 3: Canoeing Puppies https://www.mathplayground.com/ASB_Canoe_Puppies.html</p>	<p>Option 1: Word Problem Mixed Review (below)</p> <p>Option 2: 20 Minutes of ST Math https://dlassets.stmath.com/pdfs/trs/letter_home_pp.pdf</p> <p>Option 3: Pop Penguin Place Value (2 Digit) https://www.mathplayground.com/pop_penguin_index.html</p>
Science/Social Studies 30 minutes	<p>Watch the video How to Plant a Seed, then complete the coloring page below. https://pbskids.org/video/sid-science-kid/1568868836</p> <p>Optional Activity: Plant your own seed and watch it grow!</p>	<p>Watch the video and complete the activity about "Clouds" below. https://www.youtube.com/watch?v=CezO52F_S_g</p>	<p>Watch the video "Animal Habitats" and draw three things that can be found in one of the animal habitats. https://www.youtube.com/watch?v=Xj1ASC-TIsI</p>	<p>Watch the Science of Spring! and draw/write 3 facts you learned from the video on the page below. https://www.youtube.com/watch?v=qaZ2CICGuL8</p>	<p>Watch The Great Barrier Reef and draw/ write about an animal that lives in the Great Barrier Reef below. https://www.youtube.com/watch?v=61RzwbaSoeU</p>
Daily Art & Puzzles 30 minutes	<p>Complete the daily puzzle: https://hiddenpictures.highlights.com/daily_challenges</p>	<p>Complete the daily puzzle: https://hiddenpictures.highlights.com/daily_challenges</p>	<p>Complete the daily puzzle: https://hiddenpictures.highlights.com/daily_challenge_s</p>	<p>Complete the daily puzzle: https://hiddenpictures.highlights.com/daily_challenges</p>	<p>Complete the daily puzzle: https://hiddenpictures.highlights.com/daily_challenge_s</p>
Writing 20 minutes	<p>Every day, your child will be provided with a "Caption This" prompt. Sit your student down with paper and pencil and have them write a caption or a story to go along with the daily picture. This week's Daily Pictures can be found below.</p>				
Health and Wellness 20 minutes	<p>Cosmic Kids Yoga We're Going on a Bear Hunt https://www.youtube.com/watch?v=KAT5NiWHFIU</p>	<p>Go Noodle Boom Chicka Boom https://www.youtube.com/watch?v=1b6axyuaKcY</p>	<p>Go Noodle Can't Stop the Feeling https://www.youtube.com/watch?v=KhfkYzUwYFk</p>	<p>Go Noodle Kids Bop Shuffle https://www.youtube.com/watch?v=QfzRP6V5rE4</p>	<p>Jack Hartman Count to 100 https://www.youtube.com/watch?v=0TgLfT3PMOc</p>
Free Reading 20 minutes	<p>Each day your child can read independently for 20 minutes. Students can either choose a book from home, or log on to their Reading AZ Website to Read books on their level. https://www.raz-plus.com/</p> <p>A Weekly Reading Log can be found below. The reading log is not mandatory, but may motivate your student to learn.</p>				

Grado 1 Semana 4 (4/6/20-4/10/20)

Direcciones: Para cada materia, elija una o más opciones para su estudiante. Recuerde que esto no es obligatorio, pero mantendrá las habilidades de su estudiante afiladas! ¡Feliz aprendizaje!

	Lunes, 4/6/20	Martes, 4/7/20	Miercoles, 4/8/20	Jueves, 4/9/20	Viernes, 4/10/20
Literatura 30 minutos	<p>Opción 1: Lee la historia, <i>Mucho Sol</i>, y responda a las preguntas abajo.</p> <p>Opción 2: Mire el video <i>Scholastic Día 14</i> y complete la actividad. https://classroommagazines.scholastic.com/support/learnathome/grades-1-2.html</p>	<p>Opción 1: Lee la historia, <i>Mi Perro</i>, y responda a las preguntas abajo.</p> <p>Opción 2: Mire el video <i>Scholastic Día 15</i> y complete la actividad. https://classroommagazines.scholastic.com/support/learnathome/grades-1-2.html</p>	<p>Opción 1: Lee la historia, <i>Kerry el Canguro</i>, y responda a las preguntas abajo.</p> <p>Opción 2: Mire el video <i>Scholastic Día 16</i> y complete la actividad. https://classroommagazines.scholastic.com/support/learnathome/grades-1-2.html</p>	<p>Opción 1: Lee la historia, <i>Sorpresa de Jen</i>, y responda a las preguntas abajo.</p> <p>Opción 2: Mire el video <i>Scholastic Día 17</i> y complete la actividad. https://classroommagazines.scholastic.com/support/learnathome/grades-1-2.html</p>	<p>Opción 1: Lee la historia, <i>La Mofeta que Apesta</i>, y responda a las preguntas abajo.</p> <p>Opción 2: Mire el video <i>Scholastic Día 18</i> y complete la actividad. https://classroommagazines.scholastic.com/support/learnathome/grades-1-2.html</p>
Matemática 30 minutos	<p>Opción 1: Complete una página de matemáticas de resolviendo problemas matemáticos abajo.</p> <p>Opción 2: 20 Minutos de Matemáticas ST https://dclassets.stmath.com/pdfs/trs/letter_home_pp.pdf</p> <p>Opción 3: Valor Posicional https://www.mathplayground.com/place_value_party.html</p>	<p>Opción 1: Complete una página de matemáticas de resolviendo problemas matemáticos abajo.</p> <p>Opción 2: 20 Minutos de Matemáticas ST https://dclassets.stmath.com/pdfs/trs/letter_home_pp.pdf</p> <p>Opción 3: Tabla del Tesoro (Tabla de 100) https://www.mathplayground.com/treasure_quest_hundreds_chart.html</p>	<p>Opción 1: Complete una página de matemáticas de resolviendo problemas matemáticos abajo.</p> <p>Opción 2: 20 Minutos de Matemáticas ST https://dclassets.stmath.com/pdfs/trs/letter_home_pp.pdf</p> <p>Opción 3: Encuentra la Parada de Autobús (Nivel 2+) https://www.mathplayground.com/findthebusstop.html</p>	<p>Opción 1: Complete una página de matemáticas de resolviendo problemas matemáticos abajo.</p> <p>Opción 2: 20 Minutos de Matemáticas ST https://dclassets.stmath.com/pdfs/trs/letter_home_pp.pdf</p> <p>Opción 3: Perros en un Bote https://www.mathplayground.com/ASB_Canoe_Puppies.html</p>	<p>Opción 1: Complete una página de matemáticas de resolviendo problemas matemáticos abajo.</p> <p>Opción 2: 20 Minutos de Matemáticas ST https://dclassets.stmath.com/pdfs/trs/letter_home_pp.pdf</p> <p>Opción 3: Pingüino Pop Valor de Posición con 2 dígitos https://www.mathplayground.com/pop_penguin_index.html</p>
Ciencias/ Estudios Sociales 30 minutos	<p>Mire el video para ver como plantar una semilla, después complete la actividad de coloración abajo. https://pbskids.org/video/sid-science-kid/1568868836</p> <p>Actividad opcional: ¡Planta tu propia semilla y mira cómo crece!</p>	<p>Mire el video sobre nubes y después dibuja tu propia nube. https://www.youtube.com/watch?v=CezO52F_S_g</p>	<p>Mire el video "Hábitats de Animales" y dibuje tres cosas que se pueden encontrar en uno de los hábitats de animales. https://www.youtube.com/watch?v=Xj1ASC-TIsI</p>	<p>¡Mira el video de <i>Ciencia de la Primavera</i>! Y dibuja/escribe 3 cosas sobre la primavera en la pagina abajo. https://www.youtube.com/watch?v=qaZ2CICGuL8</p>	<p>Mire el video <i>La Gran Barrera de Coral</i> y dibuje/ escriba sobre un animal que vive en la Gran Barrera de Coral abajo. https://www.youtube.com/watch?v=61RzwbSoeU</p>
Arte & Rompecabezas 30 minutos	<p>Completa el rompecabezas. https://hiddenpictures.highlights.com/daily_challenge_s</p>	<p>Completa el rompecabezas. https://hiddenpictures.highlights.com/daily_challenges</p>	<p>Completa el rompecabezas. https://hiddenpictures.highlights.com/daily_challenges</p>	<p>Completa el rompecabezas. https://hiddenpictures.highlights.com/daily_challenges</p>	<p>Completa el rompecabezas. https://hiddenpictures.highlights.com/daily_challenge_s</p>
Escritura 20 minutos	<p>Todo los días, a su hijo/a de le proveerá con un mensaje "Capta Esto". Siente a su estudiante con papel y lápiz y pídale que escriban una leyenda o una historia para acompañar la imagen diaria. Las fotos diarias de esta semana se pueden encontrar abajo.</p>				
Salud y Bienestar 20 minutos	<p>Cosmic Kids Yoga Vamos a Cazar Osos https://www.youtube.com/watch?v=KAT5NiWHFIU</p>	<p>Go Noodle Boom Chicka Boom https://www.youtube.com/watch?v=1b6axuyaKcY</p>	<p>Go Noodle No Para este Sentimiento https://www.youtube.com/watch?v=KhfkYzUwYFK</p>	<p>Go Noodle Kids Bop Shuffle https://www.youtube.com/watch?v=QzfRP6V5rE4</p>	<p>Jack Hartman Cuenta hasta 100 https://www.youtube.com/watch?v=0TgLTf3PMOc</p>
Lectura Libre 20 minutos	<p>Cada día su hijo puede leer de forma independiente durante 20 minutos. Los estudiantes pueden elegir un libro desde casa o iniciar sesión en su sitio web de Lectura AZ para leer libros en su nivel. https://www.raz-plus.com/</p> <p>Un registro semanal de lectura se puede encontrar a continuación. El registro de lectura no es obligatorio, pero puede motivar a su estudiante a aprender.</p>				

Reading Log

Registro de Libros

Date/ <i>Fecha</i>	Title of Book Read/ <i>Título de libro leído</i>	Time Reading <i>Tiempo de Leyendo</i>	Family Signature <i>Firma de familia</i>
Monday			
Tuesday			
Wednesday			
Thursday			
Friday			

Monday Reading "Too Much Sun"
Literatura de Lunes "Mucho Sol"

Too Much Sun?

Russ was sitting on a dock with his fishing rod. The sun was hot. Russ had a bag with fish chum in it. Chum is a snack for fish. Russ was tossing the chum in the water to get the fish to swim to the dock. A gull that was resting on a cliff went and got the drifting chum in his bill. Russ got up yelling at the gull, "That is for the fish!"

Russ was mad but he went back to sitting on the dock with his fishing rod. He was wishing to catch a fish. His back was to the sun. The sun was hot and his pants were sticking to his legs. His hand was cramping.

Russ was picking up his bag and packing up his rod when he got a shock. A bass shot up out of the water and said, "Yum! Chum!" The fish was snacking on the chum.

Was Russ sick? Was that a fish? Was the fish chatting? Russ was watching the fish. The fish was asking, "You sick?"

The fish swam off and Russ had to rub his eyes. Russ got his bag and his rod and went rushing off. Was it the hot sun? Was Russ sick? Did a fish ask him if he was sick?



Too Much Sun?

What is fish chum?

Why does Russ yell at the gull?

Who says, "Yum! Chum!"

Do you think Russ saw a talking fish? Why or why not?

Too Much Sun?

Complete the sentences using the words below.

fishing drifting cramping asking rushing

1. The gull got the _____ chum in his bill.
2. Russ had his _____ rod.
3. The fish was _____, "You sick?"
4. Russ got his bag and went _____ off.
5. His hand was _____.

Fix two spelling mistakes in each sentence. The words are underlined. Write the words spelled correctly on the lines.

1. A gul was restin on a cliff. _____
2. He was wiching to catch a fash. _____

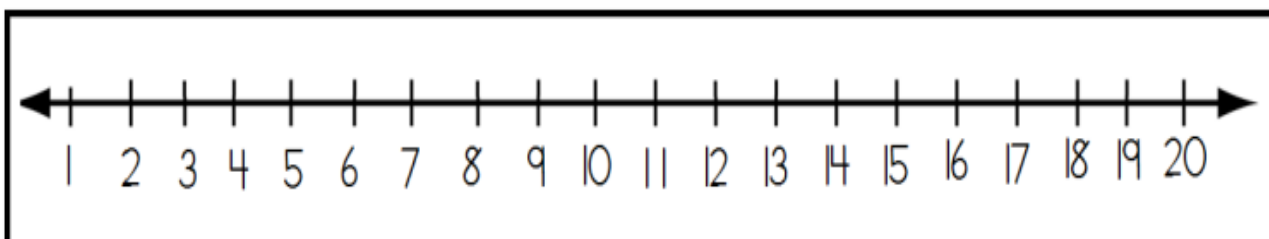
Find two words that have the -ing suffix.

Monday Math/Matematicas de Lunes

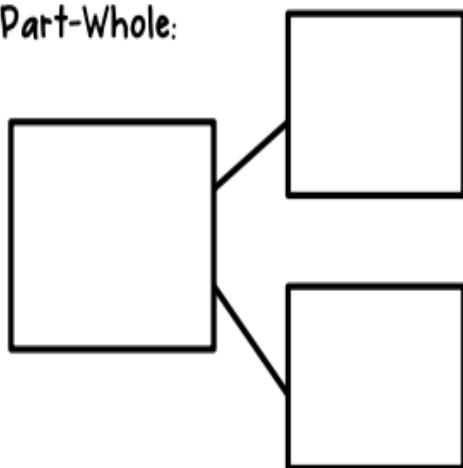
(Representing Word Problems)

Read and solve the word problem to find out how many dogs in all.

I have 3 black dogs and 12 white dogs. How many dogs do I have in all?



Part-Part-Whole:



My Equation:

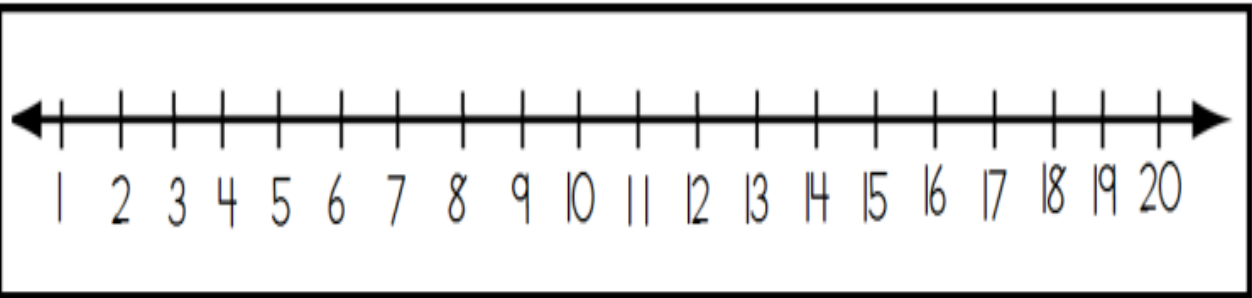
$$\underline{\quad} + \underline{\quad} = \underline{\quad}$$

My Answer:

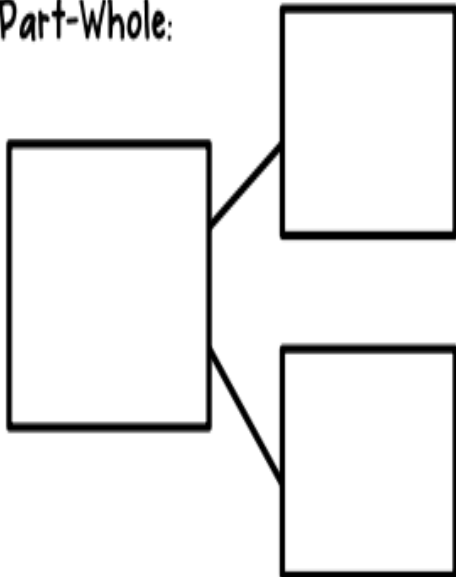
 dogs

Read and solve the word problem to find out how many flowers are left.

My mom gave me 17 flowers and I gave my sister 5 flowers. How many flowers are left?



Part-Part-Whole:



My Equation:

$$\underline{\quad\quad} - \underline{\quad\quad} = \underline{\quad\quad}$$

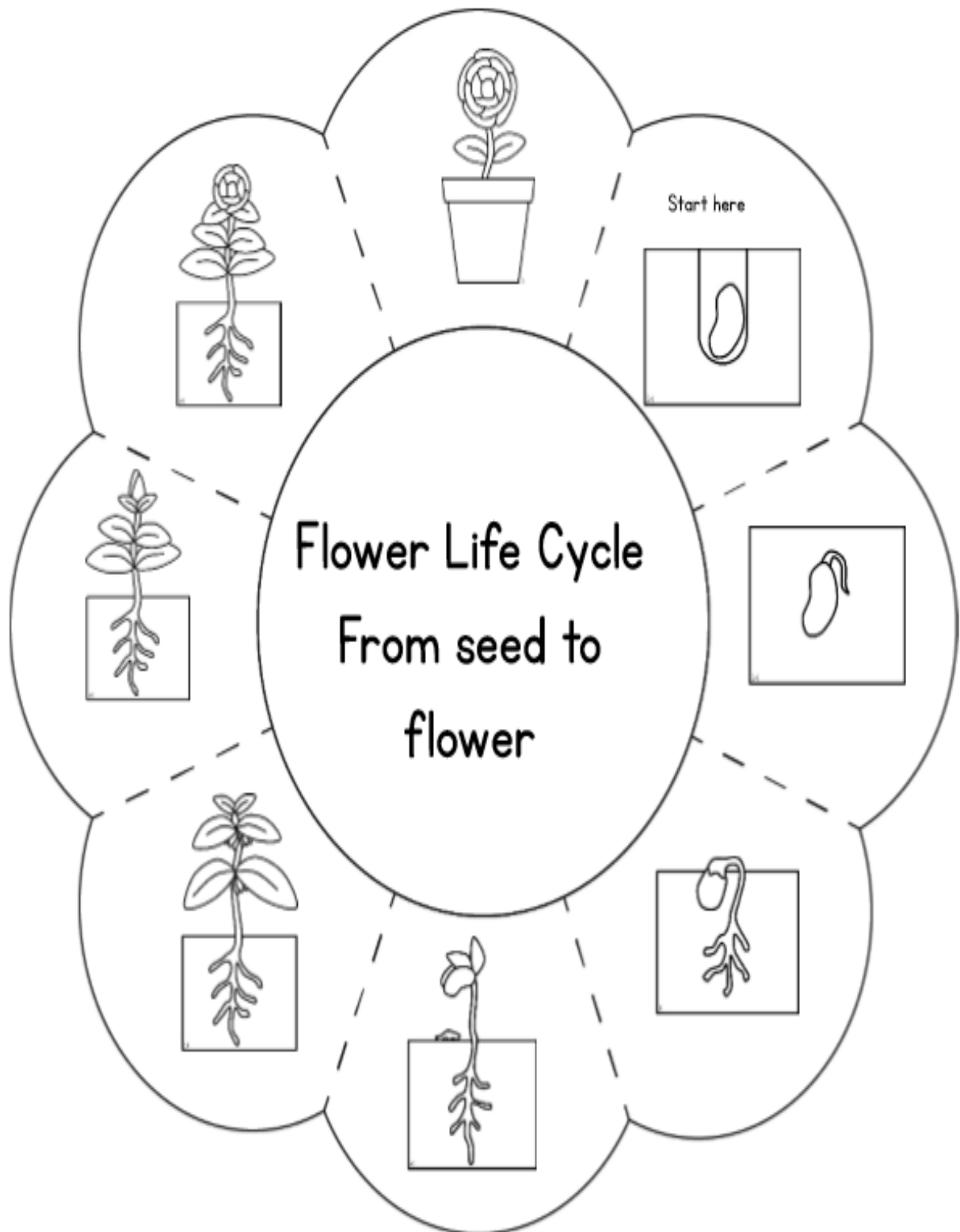
My Answer:

 flowers

Monday Science/Ciencias de Lunes

Plant Life Cycle Coloring Page

Pictures already included



Monday Writing Prompt/Lunes Mensaje de Escritura **“Dogs Throwing a Party”**

Directions: Describe what is happening in the picture or tell a story.
Instrucciones: Describa lo que sucede en la imagen o cuente una historia.



Tuesday Reading “My Dog”
Literatura de Martes “Mi Perro”
(Story from Readworks.org)

My Dog
by ReadWorks



Photo Credit: Liz West

I have a dog. Her name is Misty. She loves to play ball.

I throw the ball to Misty. She uses her teeth to pick it up.

Then she runs to me. She drops the ball at my feet.

If Misty hears a noise, she stops. She raises her ears and listens.
Misty barks if she sees another dog. She barks loudly to protect me.

After we play ball, we go inside. Misty runs to her bowl and drinks water. I give her some dog food to eat. Then Misty takes a nap.
Being a dog can be hard work!

Name: _____ Date: _____

1. Who is Misty?

- A. a first grader
- B. a dog
- C. a mom

2. What does Misty do at the *beginning* of this story?

- A. eats dog food
- B. takes a nap
- C. plays ball

3. Misty does not want other dogs to bother or come near her owner. What part of the passage shows us that this is true?

- A. "If Misty hears a noise, she stops. She raises her ears and listens."
- B. "Misty barks if she sees another dog. She barks loudly to protect me."
- C. "Misty runs to her bowl and drinks water. I give her some food to eat."

4. What is "My Dog" mainly about?

- A. how Misty protects her owner from other dogs
- B. how to play catch with your dog
- C. the things that Misty the dog does

5. What does Misty do that helps her listen if she hears a noise?

6. What did you learn from "My Dog"?

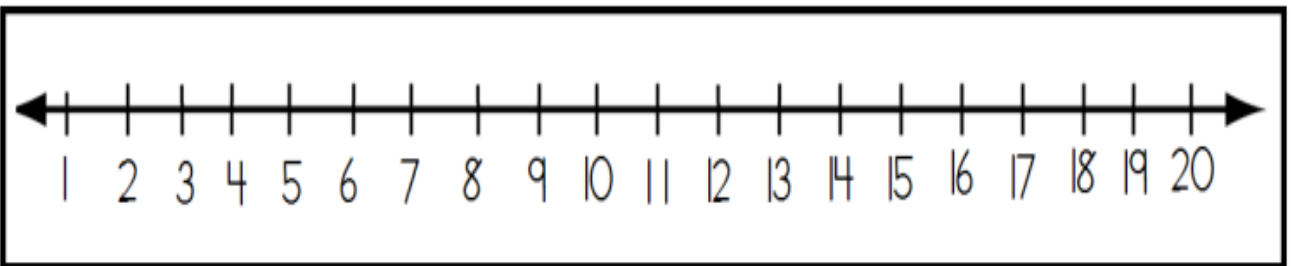
7. **Class Discussion Question:** Explain why Misty might be tired at the end of the passage.

8. Draw a picture of Misty doing an activity from the passage.

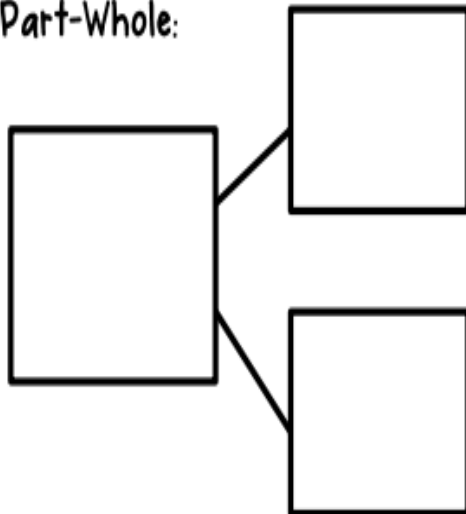
Tuesday Math/Matematicas de Martes (Representing Word Problems)

Read and solve the word problem to find out how many cars in all.

I saw 11 black cars drive by and 4 white cars. How many cars did I see drive by in all?



Part-Part-Whole:



My Equation:

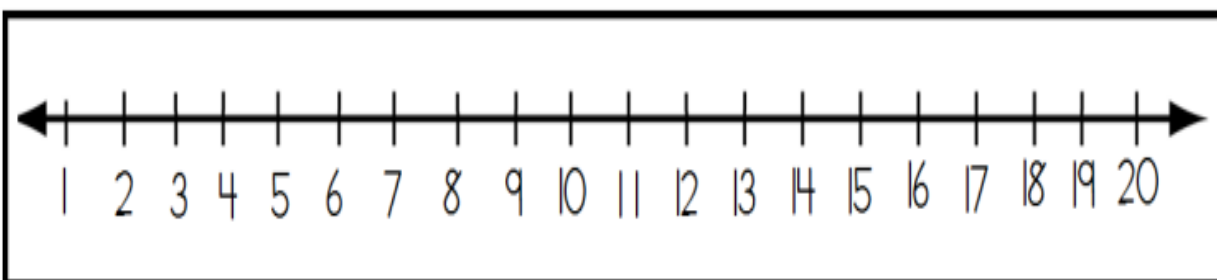
$$\underline{\quad} + \underline{\quad} = \underline{\quad}$$

My Answer:

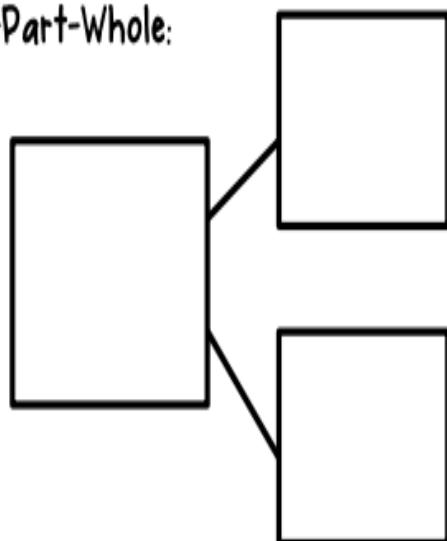
 cars

Read and solve the word problem to find out how many dogs are left.

The dog park had 18 dogs and 10 dogs went home. How many dogs are left?



Part-Part-Whole:



My Equation:

_____ - _____ = _____

My Answer:

_____ dogs

Tuesday Science/Ciencias de Martes

Different Types of Clouds

Name _____ Date _____

Clouds

Match the name of each type of cloud to the correct picture.

Stratus



Cirrus



Cumulus



Tell two things you know about each type of cloud.

Stratus	Cumulus	Cirrus
1,	1,	1,
2,	2,	2,

Tuesday Writing Prompt/Martes Mensaje de Escritura **“Snowman in a Band”**

Directions: Describe what is happening in the picture or tell a story.
Instrucciones: Describe lo que sucede en la imagen o cuente una historia.



Wednesday Reading “Kerry Kangaroo” **Literatura de Miercoles “Kerry el Canguro”**

(Story taken from Readworks.org)

ReadWorks®

Kerry Kangaroo Hops

Kerry Kangaroo Hops

by ReadWorks



Kerry Kangaroo was growing up. Mama Kangaroo let him out of her pouch.

"You are getting big," said Mama. "Big kangaroo kids need to learn to hop."

Kerry tried out his strong legs and big feet. He hopped a few times. He hopped and hopped. He hopped away from Mama. He hopped here and there. He even hopped with his eyes closed!

Splash!

Kerry hopped right into a water hole! Mama Kangaroo helped Kerry out.

"That is too much hopping for one day!" cried Kerry.

He hopped back into his cozy pouch. He was tired. He fell fast asleep.

Name: _____ Date: _____

1. What is Kerry Kangaroo ready to learn at the beginning of this passage?

- A. how to dance
- B. how to find food
- C. how to hop

2. Where does Kerry Kangaroo sleep?

- A. in Mama Kangaroo's pouch
- B. in a kangaroo nest
- C. in a water hole

3. Kerry Kangaroo most likely hops into a water hole because he didn't see it. Which sentence tells us this is true?

- A. "He hopped away from Mama."
 - B. "He even hopped with his eyes closed!"
 - C. "'That is too much hopping for one day!' cried Kerry"
-

4. What is "Kerry Kangaroo Hops" mainly about?

- A. why Kerry Kangaroo hops into a water hole
- B. how Mama Kangaroo takes care of Kerry Kangaroo
- C. Kerry Kangaroo learning to hop for the first time

5. What does Kerry Kangaroo have that helps him hop?

6. What did you learn from "Kerry Kangaroo Hops"?

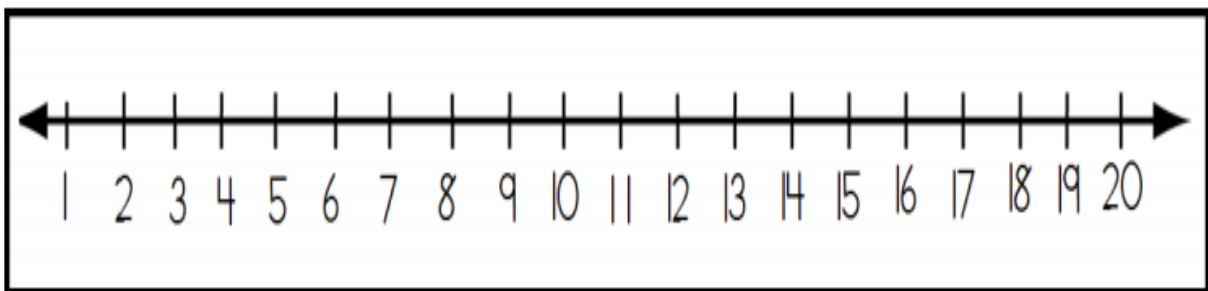
7. Class Discussion Question: Explain why Kerry Kangaroo is tired and falls asleep at the end of the passage.

8. Draw a picture of Kerry Kangaroo as he practices hopping.

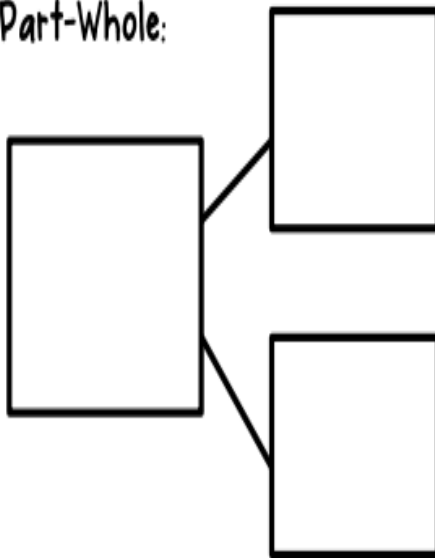
Wednesday Math/Matematicas de Miercoles (Representing Word Problems)

Read and solve the word problem to find out how many pumpkins in all.

The pumpkin patch has 14 large pumpkins and 3 small pumpkins. How many pumpkins are there in all?



Part-Part-Whole:



My Equation:

$$\underline{\quad} + \underline{\quad} = \underline{\quad}$$

My Answer:

 pumpkins

Wednesday Writing Prompt/Miercoles Mensaje de Escritura

“A Day at the Park”

Directions: Describe what is happening in the picture or write a story.
Instrucciones: Describa lo que sucede en la imagen o cuente una historia.



Thursday Reading "Jen's Surprise" Literatura de Jueves "Sorpresa de Jen"

(Story taken from ReadWorks.org)

ReadWorks®

Jen's Surprise

Jen's Surprise

by ReadWorks



Jen got a letter in the mail. It was from Gram. Jen was so excited to read it.

"May I call Gram?" she asked. "I want to thank her for the letter."

"Yes, you may use my cell phone." Jen's mom said.

Jen saw her father using the computer.

He said, "Oh, Jen, there is an email message here for you."

Jen rushed to the computer. She clicked on the message. It was from Gram.

Gram had a surprise for Jen. She was coming to visit next week!

Name: _____ Date: _____

1. What technology did Gram use to write to Jen?

- A. text messaging
- B. email
- C. CD player

2. Who is this passage mostly about?

- A. Jen's father
- B. Jen
- C. Gram

3. Jen got a letter in the mail from Gram. Jen also got an email message from Gram. Gram had a surprise for Jen. Gram was coming to visit next week.

Based on this information, where does Gram most likely live?

- A. with Jen
- B. close by in the same town as Jen
- C. far away in a different city than Jen

4. What is the passage mostly about?

- A. cell phones and computers
- B. Gram's email messages
- C. how Jen and Gram keep in touch

5. Write one of the ways that Jen and Gram communicate with one another.

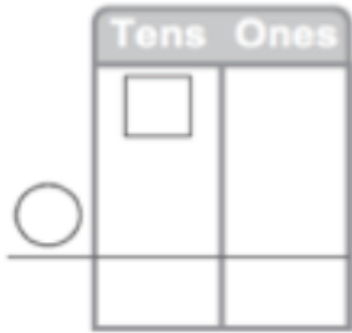
6. What did you learn from "Jen's Surprise"?

7. **Class Discussion Question:** How did Jen know Gram was coming to visit next week?

8. Draw a picture of Jen reading Gram's email message.

Thursday Math/Matematicas de Jueves (Word Problem Mixed Review)

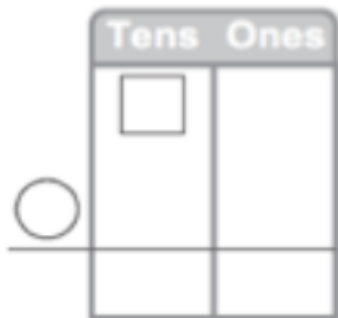
1. Samantha has 26 water bottles. ~~De'Jana~~ took 5 of them. How many does she have now?



Draw a picture

$$\underline{\hspace{2cm}} \quad \text{blue oval} \quad \underline{\hspace{2cm}} = \underline{\hspace{2cm}}$$

2. Bryce has 50 balls. Felix gave him 6 more balls. How many balls does Bryce have now?



Draw a picture

$$\underline{\hspace{2cm}} \quad \text{blue oval} \quad \underline{\hspace{2cm}} = \underline{\hspace{2cm}}$$

3. Felix had 18 cookies. Corbin took 8 cookies. How many cookies for Felix have now?

	Tens	Ones
○	□	


Draw a picture

_____ _____ = _____

4. I have 46 lollipops. I gave 20 to my friends. How many lollipops do I have left?

	Tens	Ones
○	□	

Draw a picture

_____  _____ = _____

Thursday Science/ Ciencias de Jueves
Draw or write 3 facts you learned about the season of
spring.

Fact 1

Fact 2

Fact 3

Thursday Writing Prompt/Jueves Mensaje de Escritura

“A Story Comes to Life”

Directions: Describe what is happening in the picture or tell a story.

Instrucciones: Describa lo que sucede en la imagen o cuente una historia.

This image shows a blank sheet of white paper with horizontal ruling lines. The lines are evenly spaced and extend across the width of the page. There are no margins, text, or other markings on the paper.

Friday Reading “A Smelly Skunk”
Literatura de Viernes “Una Mofeta que Apesta”
(Story taken from ReadWorks.org)

ReadWorks®

A Smelly Skunk

A Smelly Skunk

by ReadWorks



Photo Credit: Kevin Collins

Mr. Lee took his dog for a walk. His dog was dark brown. His name was Hunter.

Mr. Lee and Hunter walked along a path. The path was by a field. Mr. Lee took off Hunter's leash. Hunter ran and jumped. Suddenly Hunter zoomed into the tall grass. Mr. Lee could not see him.

"Hunter!" he called.

Mr. Lee walked into the tall grass. He heard a strange sound. He stopped and noticed a terrible smell. He looked down as a skunk ran off. The skunk had sprayed Hunter!

"Oh, Hunter!" called Mr. Lee.

"It is bath time for you!"

Name: _____ Date: _____

1. Who is Hunter?

- A. a cat
- B. Mr. Lee's dog
- C. a skunk

2. In which place did Hunter get sprayed by the skunk?

- A. Mr. Lee's home
- B. in tall grass
- C. on a path

3. At the end of the passage, Mr. Lee notices a strange smell and realizes the skunk had sprayed Hunter. Mr. Lee then says to Hunter, "It is bath time for you!"

Why does Hunter need a bath?

- A. to play in the bathtub
- B. to wash away the terrible smell the skunk had sprayed on him
- C. to scare away the skunk that sprayed him

4. What is the main lesson in "A Smelly Skunk"?

- A. Skunks can spray you with a terrible smell.
- B. Never let your dog off its leash during a walk.
- C. Dogs should always take a bath when they are stinky.

5. What did Mr. Lee do when he noticed a terrible smell?

6. What did you learn from "A Smelly Skunk"?

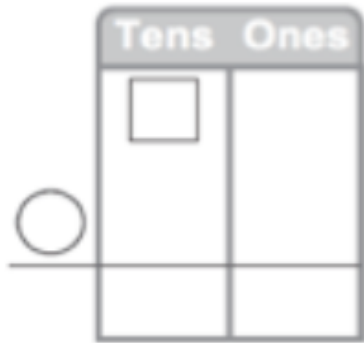
7. Class Discussion Question: Explain how Mr. Lee knew that a skunk had sprayed Hunter.

8. Draw a picture of Mr. Lee in the tall grass noticing the terrible smell.

Friday Math/Matematicas de Viernes

(Word Problems Mixed Review)

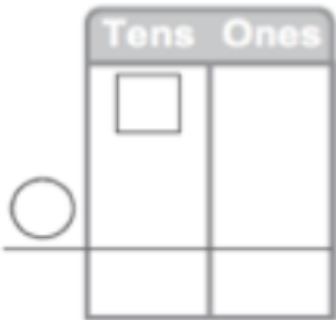
1. I had 2 books. Kadence gave me 12 more books. How many books do I have now?



Draw a picture

$$\underline{\hspace{2cm}} \quad \text{blue oval} \quad \underline{\hspace{2cm}} = \underline{\hspace{2cm}}$$


2. Sarah has 72 cookies. Bryce gives 10 cookies to Sarah. How many cookies does Sarah have in all?



Draw a picture

$$\underline{\hspace{2cm}} \quad \text{blue oval} \quad \underline{\hspace{2cm}} = \underline{\hspace{2cm}}$$

Friday Science/Ciencias de Viernes
Draw and write about an animal that lives in The
Great Barrier Reef



A large rectangular box with a black border, intended for a drawing. The bottom portion of the box contains five horizontal black lines, providing space for writing.

Friday Writing Prompt/Viernes Mensaje de Escritura

“Underwater Adventure”

Directions: Describe what is happening in the picture or tell a story.

Instrucciones: Describa lo que sucede en la imagen o cuente una historia.

This image shows a blank sheet of white paper with horizontal ruling lines. The lines are evenly spaced and extend across the width of the page. There are no margins, text, or other markings on the paper.