

Grade 1 Week 3 (3/30/20-4/3/20)

Directions: For each subject choose one or more options for your student. Remember this is not mandatory, but it will keep your student's skills sharp! Happy Learning!

	Monday, 3/30/20	Tuesday, 3/31/20	Wednesday, 4/1/20	Thursday, 4/2/20	Friday, 4/3/20
Reading Skills 30 minutes	Option 1: Read the story <i>The Fox and the Crane</i> , and answer the questions. (below) Option 2: Watch the Video on Scholastic Day 9 . https://classroommagazines.scholastic.com/support/learnathome/grades-1-2.html	Option 1: Read the story <i>The Tree and the Reeds</i> , and answer the questions. (below) Option 2: Watch the Video on Scholastic Day 10 . https://classroommagazines.scholastic.com/support/learnathome/grades-1-2.html	Option 1: Read the story <i>The Moon</i> , and answer the questions. (below) Option 2: Watch the Video on Scholastic Day 11 . https://classroommagazines.scholastic.com/support/learnathome/grades-1-2.html	Option 1: Read the story <i>A Fun Day</i> , and answer the questions. (below) Option 2: Watch the Video on Scholastic Day 12 . https://classroommagazines.scholastic.com/support/learnathome/grades-1-2.html	Option 1: Read the story <i>Bats</i> and answer the questions. (below) Option 2: Watch the Video on Scholastic Day 13 . https://classroommagazines.scholastic.com/support/learnathome/grades-1-2.html
Math 30 minutes	Option 1: Place Value Practice (Below) Option 2: 20 Minutes of ST Math https://dclassets.stmath.com/pdfs/trs/letter_home_pp.pdf Option 3: Related Addition Equations https://www.mathgames.com/skill/1.58-related-addition-equations-up-to-10	Option 1: Place Value Practice (Below) Option 2: 20 Minutes of ST Math https://dclassets.stmath.com/pdfs/trs/letter_home_pp.pdf Option 3: Add and Subtract Tens https://www.mathgames.com/skill/1.39-add-and-subtract-tens	Option 1: Comparing two digit numbers (below) Option 2: 20 Minutes of ST Math https://dclassets.stmath.com/pdfs/trs/letter_home_pp.pdf Option 3: Make the Equation True https://www.mathgames.com/skill/1.79-which-sign-makes-the-number-sentence-true	Option 1: Ordering 2-digit numbers (below) Option 2: 20 Minutes of ST Math https://dclassets.stmath.com/pdfs/trs/letter_home_pp.pdf Option 3: Tens and Ones https://www.mathgames.com/skill/1.30-count-groups-of-tens-and-ones-up-to-100	Option 1: Comparing and ordering two digit numbers (below) Option 2: 20 Minutes of ST Math https://dclassets.stmath.com/pdfs/trs/letter_home_pp.pdf Option 3: Hundreds Chart https://www.mathgames.com/skill/1.31-counting-and-number-patterns-hundred-chart
Science/Social Studies 30 minutes	Listen to different musical instruments from around the world. https://pbskids.org/luna/games/carmens-world-orchestra	Explore videos on Outer Space. https://kids.nationalgeographic.com/videos/spaced-out	Learn about Martin Luther King Jr., then take the quiz. https://jr.brainpop.com/socialstudies/biographies/martinlutherkingjr/	Learn about US Symbols, then take the quiz. https://jr.brainpop.com/socialstudies/citizenship/usymbols/	Learn about classifying animals then take the quiz https://jr.brainpop.com/science/animals/classifyinganimals/
Daily Art & Puzzles 30 minutes	See different masks from around the world and color them. https://pbskids.org/luna/games/andys-art-studio	Draw with Pete the Cat. https://pbskids.org/scribble/sandink/draw	Design Your Own Tree House https://www.abcya.com/games/make_a_treehouse	Build Your Own Slide Park https://pbskids.org/catintehat/games/slide-a-maze-zoo	Choose Your Own Adventure! https://pbskids.org/games/
Writing 20 minutes	Every day, your child will be provided with a "Caption This" prompt. Sit your student do Scribbles & Ink. Home with paper and pencil and have them write a caption or a story to go along with the daily picture.				
Health and Wellness 20 minutes	Dance with Moosetube on GoNoodle! https://family.gonoodle.com/channels/moose-tube	Yoga Time to clear your head. https://family.gonoodle.com/channels/empower-tools	Zumba Workouts https://family.gonoodle.com/channels/zumba-kids	Indoor PE workouts. https://family.gonoodle.com/channels/fresh-start-fitness	Get Up and Dance Friday! https://family.gonoodle.com/channels/ntv-noodle-television
Free Reading 20 minutes	Each day your child can read independently for 20 minutes. Students can either choose a book from home, or log on to their Reading AZ Website to Read books on their level. https://www.raz-plus.com/ A Weekly Reading Log can be found below. The reading log is not mandatory, but may motivate your student to learn.				

Grado 1 Semana 3 (3/30/20-4/3/20)

Direcciones: Para cada materia, elija una o más opciones para su estudiante. Recuerde que esto no es obligatorio, ¡pero mantendrá las habilidades de su estudiante afiladas! ¡Feliz aprendizaje!

	Lunes, 3/30/20	Martes, 3/31/20	Miércoles, 4/1/20	Jueves, 4/2/20	Viernes, 4/3/20
Literatura 30 minutos	<p>Opción 1: Lee la historia, <i>El Zorro y la Grulla</i>, y responda a las preguntas. (abajo)</p> <p>Opción 2: Mire el video <i>Scholastic Día 9</i> y complete la actividad. https://classroommagazines.scholastic.com/support/learnathome/grades-1-2.html</p>	<p>Opción 1: Lee la historia, <i>El Arbol y las Cañas</i>, y responda a las preguntas. (abajo)</p> <p>Opción 2: Mire el video <i>Scholastic Día 10</i> y complete la actividad. https://classroommagazines.scholastic.com/support/learnathome/grades-1-2.html</p>	<p>Opción 1: Lee la historia, <i>La Luna</i>, y responda a las preguntas. (abajo)</p> <p>Opción 2: Mire el video <i>Scholastic Día 11</i> y complete la actividad. https://classroommagazines.scholastic.com/support/learnathome/grades-1-2.html</p>	<p>Opción 1: Lee la historia, <i>Un Día Divertido</i>, y responda a las preguntas. (abajo)</p> <p>Opción 2: Mire el video <i>Scholastic Día 12</i> y complete la actividad. https://classroommagazines.scholastic.com/support/learnathome/grades-1-2.html</p>	<p>Opción 1: Lee la historia, <i>murcielagos</i>, y responda a las preguntas. (abajo)</p> <p>Opción 2: Mire el video <i>Scholastic Día 13</i> y complete la actividad. https://classroommagazines.scholastic.com/support/learnathome/grades-1-2.html</p>
Matemática 30 minutos	<p>Opción 1: Complete una página de matemáticas de práctica de valor posicional. (abajo)</p> <p>Opción 2: 20 Minutos de Matemáticas ST https://dlassets.stmath.com/pdfs/trs/letter_home_pp.pdf</p> <p>Opción 3: Problemas de Suma https://www.mathgames.com/skill/1.58-related-addition-equations-up-to-10</p>	<p>Opción 1: Complete una página de matemáticas de práctica de valor posicional. (abajo)</p> <p>Opción 2: 20 Minutos de Matemáticas ST https://dlassets.stmath.com/pdfs/trs/letter_home_pp.pdf</p> <p>Opción 3: Sumar y Restar de 10 https://www.mathgames.com/skill/1.39-add-and-subtract-tens</p>	<p>Opción 1: Complete una página de matemáticas de comparar números de dos dígitos. (abajo)</p> <p>Opción 2: 20 Minutos de Matemáticas ST https://dlassets.stmath.com/pdfs/trs/letter_home_pp.pdf</p> <p>Opción 3: Hacer que la ecuación sea verdadera https://www.mathgames.com/skill/1.79-which-sign-makes-the-number-sentence-true</p>	<p>Opción 1: Complete una página de matemáticas de ordenar números de dos dígitos. (abajo)</p> <p>Opción 2: 20 Minutos de Matemáticas ST https://dlassets.stmath.com/pdfs/trs/letter_home_pp.pdf</p> <p>Opción 3: Decenas y Unos https://www.mathgames.com/skill/1.30-count-groups-of-tens-and-ones-up-to-100</p>	<p>Opción 1: Complete una página de matemáticas de comparando y ordenar números de dos dígitos. (abajo)</p> <p>Opción 2: 20 Minutos de Matemáticas ST https://dlassets.stmath.com/pdfs/trs/letter_home_pp.pdf</p> <p>Opción 3: Grafico de 100s https://www.mathgames.com/skill/1.31-counting-and-number-patterns-hundred-chart</p>
Ciencias/ Estudios Sociales 30 minutos	<p>Escucha diferentes instrumentos de todo el mundo. https://pbskids.org/luna/games/carmens-world-orchestra</p>	<p>Explorar videos sobre el Espacio Exterior. https://kids.nationalgeographic.com/videos/spaced-out</p>	<p>Aprenda sobre Martin Luther King, Jr., y después tomar el examen. https://jr.brainpop.com/socialstudies/biographies/martinlutherkingjr/</p>	<p>Aprender sobre los símbolos de los Estados Unidos, y después tomar el examen. https://jr.brainpop.com/socialstudies/citizenship/usymbols/</p>	<p>Aprender sobre clasificar animales, y después tomar el examen. https://jr.brainpop.com/science/animals/classifyinganimals/</p>
Arte & Rompeca bezas 30 minutos	<p>Ver diferentes máscaras alrededor del mundo y colorearlas. https://pbskids.org/luna/games/andys-art-studio</p>	<p>Dibujar con Pete el Gato. https://pbskids.org/scribble/sandink/draw</p>	<p>Diseña tu propia casa de árbol. https://www.abcya.com/games/make-a-treehouse</p>	<p>Construye tu propio deslizar de parque. https://pbskids.org/catinthehat/games/slide-a-ma-zoo</p>	<p>Escojer tu propia aventura. https://pbskids.org/games/</p>
Escritura 20 minutos	<p>Todo los días, a su hijo/a de le proveerá con un mensaje "Capta Esto". Siente a su estudiante con papel y lápiz y pídale que escriban una leyenda o una historia para acompañar la imagen diaria. Las fotos diarias de esta semana se pueden encontrar a continuación.</p>				
Salud y Bienestar 20 minutos	<p>¡Bailar con Moosetube en Gonoodle! https://family.gonoodle.com/channels/moose-tube</p>	<p>Yoga https://family.gonoodle.com/channels/empower-tools</p>	<p>Ejercicios de Zumba https://family.gonoodle.com/channels/zumba-kids</p>	<p>Ejercicios de educación física en interiores https://family.gonoodle.com/channels/fresh-start-fitness</p>	<p>¡Levántate y baila los viernes! https://family.gonoodle.com/channels/ntv-noodle-television</p>
Lectura Libre 20 minutos	<p>Cada día su hijo puede leer de forma independiente durante 20 minutos. Los estudiantes pueden elegir un libro desde casa o iniciar sesión en su sitio web de Lectura AZ para leer libros en su nivel. https://www.raz-plus.com/</p> <p>Un registro semanal de lectura se puede encontrar a continuación. El registro de lectura no es obligatorio, pero puede motivar a su estudiante a aprender.</p>				

Monday Reading/Lunes Historia

(This reading prompt is from CKLA Skills Unit 3 © 2011 Core Knowledge Foundation)

The Fox and the Crane

The fox **saw** the crane and said, "Crane, will you have lunch with me?"

The crane said, "I will."

The crane came and sat down with the fox in his den.

The fox was up to a trick. He gave the crane some **food**, but he gave it to him in a flat stone dish. The crane could not get the **food** because of the shape of his bill. The fox smiled at his trick. He ate up all of his **food**.



The next week the crane **saw** the fox and said, "Fox, will you have lunch with me?"

The fox said, "That would be **good**. I will."

This time the crane was up to a trick. He gave the fox milk, but he gave it to him in a glass with a long, thin neck. The fox could not get the milk because of the shape of his nose.



Monday's Reading Questions/Lunes Preguntas de Historia
(The Fox and the Crane)

1. The fox asks the crane to have:

- ☐ lunch with him
- ☐ fun with him
- ☐ a snack with him

2. The fox was up to a trick. He gave the crane some food:

- ☐ in a flat stone dish
- ☐ on big plate
- ☐ in a bag

3. The crane could not get the food because:

- ☐ he did not like it
- ☐ of the shape of his bill
- ☐ the dish was hot

4. The crane gave the milk to the fox:

- ☐ on a big plate
- ☐ in a flat stone dish
- ☐ in a glass with a long, thin neck

5. The fox could not get the milk because:

- ☐ the milk was bad
- ☐ of the shape of his nose
- ☐ of the shape of his bill

6. The tale tells us what?

- ☐ If you trick a pal, he could trick you.
- ☐ Milk is best from a tall glass.
- ☐ A long bill is best.


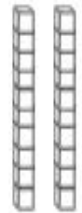


Monday Math/Lunes Mathematikas (Place Value)

Name _____





Time For Tens



Directions: Count the tens in each box and write the number word below.

 5 tens is 50 fifty	 _____ tens is _____ _____	 _____ tens is _____ _____	 _____ tens is _____ _____
--	---	--	---

ten twenty thirty forty fifty sixty seventy eighty

 _____ tens is _____ _____	 _____ tens is _____ _____	 _____ tens is _____ _____	 _____ tens is _____ _____
---	---	---	---

Name _____

Tens & Ones



Directions: Count the tens and ones. Then write the numbers.

tens	ones

→

tens	ones

___ tens and ___ ones is ____

tens	ones

→

tens	ones

___ tens and ___ ones is ____

Match






59

64

31

82

47



Monday Writing Prompt/Lunes Mensaje de Escritura: *Write about what is happening in the picture, or write a story about the picture.*

Escriba sobre lo que sucede en la imagen o escriba una historia sobre la imagen.



Tuesday Reading/Martes Historia

(This reading prompt is from CKLA Skills Unit 3 © 2011 Core Knowledge Foundation)

The Tree and the Reeds

A **proud** tree **stood** next to a grove of reeds. When a gust of wind came, the reeds bent in the wind. But the **proud** tree did not bend at all. It **stood** up to the wind.



“It is **too** bad that you can’t stand up to the wind as I can!” said the tree to the reeds.

“We bend so that we will not crack,” said the reeds.

“There is no wind that can crack me!” said the tree in its pride.

“We shall see!” said the reeds.



The next week a big wind came. The tree was brave. It stood up a long time. But the gusts of wind were too strong. At last, there was a loud crack. The tree fell with a crash.

The reeds bent in the strong wind, but they did not crack. They still stand by the brook. You can see them wave in the wind next to the roots of the tree.



**Tuesday's Reading Questions/Martes Preguntas de Historia
(The Tree and the Reeds)**

1. What does the tree say to the reeds in the beginning of the story?

- a. "You are nice"
- b. "I hope you brave the storm"
- c. "It's too bad that you can not stand up to the wind as I can"


2. Who is able to survive the storm? Why?

3. What lesson did the tree learn in the story?

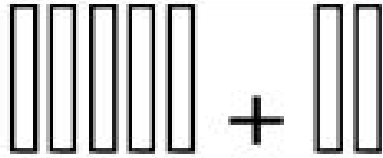
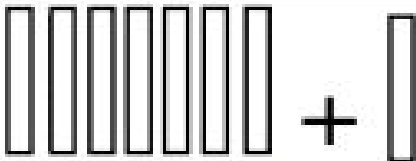
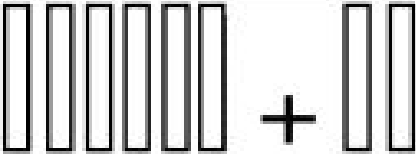
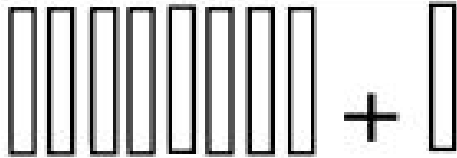
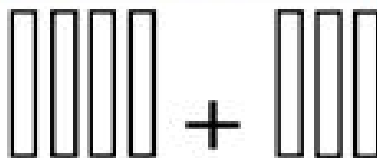
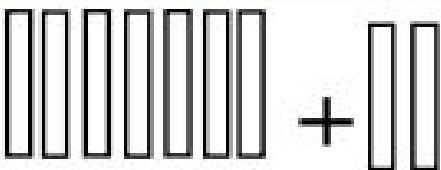
- a. Be nice to people
- b. Do not brag
- c. Listen to your parents

Tuesday Math/Martes Mathematicas
(Place Value)

Name: _____



Adding Groups of Ten

 ____ + ____ = ____ ____ tens + ____ tens = ____ tens	 ____ + ____ = ____ ____ tens + ____ tens = ____ tens
 ____ + ____ = ____ ____ tens + ____ tens = ____ tens	 ____ + ____ = ____ ____ tens + ____ tens = ____ tens
 ____ + ____ = ____ ____ tens + ____ tens = ____ tens	 ____ + ____ = ____ ____ tens + ____ tens = ____ tens

Name: _____

Use the tens and ones to complete the place value charts and the number sentences.


<table border="1" style="width: 100%; border-collapse: collapse;"> <tr><td style="width: 25px; height: 20px;"></td><td style="width: 25px; height: 20px;"></td><td style="width: 25px; height: 20px;"></td><td style="width: 25px; height: 20px;"></td><td style="width: 25px; height: 20px;"></td><td style="width: 25px; height: 20px;"></td><td style="width: 25px; height: 20px;"></td><td style="width: 25px; height: 20px;"></td></tr> <tr><td style="width: 25px; height: 20px;"></td><td style="width: 25px; height: 20px;"></td><td style="width: 25px; height: 20px;"></td><td style="width: 25px; height: 20px;"></td><td style="width: 25px; height: 20px;"></td><td style="width: 25px; height: 20px;"></td><td style="width: 25px; height: 20px;"></td><td style="width: 25px; height: 20px;"></td></tr> </table> <table border="1" style="width: 100%; border-collapse: collapse;"> <tr><td style="width: 25px; height: 20px;"></td></tr> </table>																		<table border="1" style="width: 100%; border-collapse: collapse;"> <tr><td style="width: 25px; height: 20px;"></td><td style="width: 25px; height: 20px;"></td><td style="width: 25px; height: 20px;"></td><td style="width: 25px; height: 20px;"></td><td style="width: 25px; height: 20px;"></td><td style="width: 25px; height: 20px;"></td><td style="width: 25px; height: 20px;"></td><td style="width: 25px; height: 20px;"></td></tr> </table>									<p style="text-align: center;">_____ + _____ = _____</p>
<div style="display: flex; align-items: center; justify-content: center;"> <table border="1" style="border-collapse: collapse; text-align: center;"> <tr><td style="width: 20px; font-size: 8px;">tens</td><td style="width: 20px; font-size: 8px;">ones</td></tr> <tr><td style="height: 40px;"></td><td style="height: 40px;"></td></tr> </table> <div style="font-size: 2em; margin: 0 10px;">+</div> <table border="1" style="border-collapse: collapse; text-align: center;"> <tr><td style="width: 20px; font-size: 8px;">tens</td><td style="width: 20px; font-size: 8px;">ones</td></tr> <tr><td style="height: 40px;"></td><td style="height: 40px;"></td></tr> </table> <div style="font-size: 2em; margin: 0 10px;">=</div> <table border="1" style="border-collapse: collapse; text-align: center;"> <tr><td style="width: 20px; font-size: 8px;">tens</td><td style="width: 20px; font-size: 8px;">ones</td></tr> <tr><td style="height: 40px;"></td><td style="height: 40px;"></td></tr> </table> </div>			tens	ones			tens	ones			tens	ones															
tens	ones																										
tens	ones																										
tens	ones																										

<table border="1" style="width: 100%; border-collapse: collapse;"> <tr><td style="width: 25px; height: 20px;"></td><td style="width: 25px; height: 20px;"></td><td style="width: 25px; height: 20px;"></td><td style="width: 25px; height: 20px;"></td><td style="width: 25px; height: 20px;"></td><td style="width: 25px; height: 20px;"></td><td style="width: 25px; height: 20px;"></td><td style="width: 25px; height: 20px;"></td></tr> <tr><td style="width: 25px; height: 20px;"></td><td style="width: 25px; height: 20px;"></td><td style="width: 25px; height: 20px;"></td><td style="width: 25px; height: 20px;"></td><td style="width: 25px; height: 20px;"></td><td style="width: 25px; height: 20px;"></td><td style="width: 25px; height: 20px;"></td><td style="width: 25px; height: 20px;"></td></tr> <tr><td style="width: 25px; height: 20px;"></td><td style="width: 25px; height: 20px;"></td><td style="width: 25px; height: 20px;"></td><td style="width: 25px; height: 20px;"></td><td style="width: 25px; height: 20px;"></td><td style="width: 25px; height: 20px;"></td><td style="width: 25px; height: 20px;"></td><td style="width: 25px; height: 20px;"></td></tr> </table> <table border="1" style="width: 100%; border-collapse: collapse;"> <tr><td style="width: 25px; height: 20px;"></td><td style="width: 25px; height: 20px;"></td><td style="width: 25px; height: 20px;"></td></tr> </table>																												<table border="1" style="width: 100%; border-collapse: collapse;"> <tr><td style="width: 25px; height: 20px;"></td><td style="width: 25px; height: 20px;"></td><td style="width: 25px; height: 20px;"></td><td style="width: 25px; height: 20px;"></td><td style="width: 25px; height: 20px;"></td><td style="width: 25px; height: 20px;"></td><td style="width: 25px; height: 20px;"></td><td style="width: 25px; height: 20px;"></td></tr> </table>									<p style="text-align: center;">_____ + _____ = _____</p>
<div style="display: flex; align-items: center; justify-content: center;"> <table border="1" style="border-collapse: collapse; text-align: center;"> <tr><td style="width: 20px; font-size: 8px;">tens</td><td style="width: 20px; font-size: 8px;">ones</td></tr> <tr><td style="height: 40px;"></td><td style="height: 40px;"></td></tr> </table> <div style="font-size: 2em; margin: 0 10px;">+</div> <table border="1" style="border-collapse: collapse; text-align: center;"> <tr><td style="width: 20px; font-size: 8px;">tens</td><td style="width: 20px; font-size: 8px;">ones</td></tr> <tr><td style="height: 40px;"></td><td style="height: 40px;"></td></tr> </table> <div style="font-size: 2em; margin: 0 10px;">=</div> <table border="1" style="border-collapse: collapse; text-align: center;"> <tr><td style="width: 20px; font-size: 8px;">tens</td><td style="width: 20px; font-size: 8px;">ones</td></tr> <tr><td style="height: 40px;"></td><td style="height: 40px;"></td></tr> </table> </div>			tens	ones			tens	ones			tens	ones																									
tens	ones																																				
tens	ones																																				
tens	ones																																				

<table border="1" style="width: 100%; border-collapse: collapse;"> <tr><td style="width: 25px; height: 20px;"></td><td style="width: 25px; height: 20px;"></td><td style="width: 25px; height: 20px;"></td><td style="width: 25px; height: 20px;"></td><td style="width: 25px; height: 20px;"></td><td style="width: 25px; height: 20px;"></td><td style="width: 25px; height: 20px;"></td><td style="width: 25px; height: 20px;"></td></tr> <tr><td style="width: 25px; height: 20px;"></td><td style="width: 25px; height: 20px;"></td><td style="width: 25px; height: 20px;"></td><td style="width: 25px; height: 20px;"></td><td style="width: 25px; height: 20px;"></td><td style="width: 25px; height: 20px;"></td><td style="width: 25px; height: 20px;"></td><td style="width: 25px; height: 20px;"></td></tr> <tr><td style="width: 25px; height: 20px;"></td><td style="width: 25px; height: 20px;"></td><td style="width: 25px; height: 20px;"></td><td style="width: 25px; height: 20px;"></td><td style="width: 25px; height: 20px;"></td><td style="width: 25px; height: 20px;"></td><td style="width: 25px; height: 20px;"></td><td style="width: 25px; height: 20px;"></td></tr> </table> <table border="1" style="width: 100%; border-collapse: collapse;"> <tr><td style="width: 25px; height: 20px;"></td><td style="width: 25px; height: 20px;"></td><td style="width: 25px; height: 20px;"></td><td style="width: 25px; height: 20px;"></td></tr> <tr><td style="width: 25px; height: 20px;"></td><td style="width: 25px; height: 20px;"></td><td style="width: 25px; height: 20px;"></td><td style="width: 25px; height: 20px;"></td></tr> </table>																																	<table border="1" style="width: 100%; border-collapse: collapse;"> <tr><td style="width: 25px; height: 20px;"></td><td style="width: 25px; height: 20px;"></td><td style="width: 25px; height: 20px;"></td><td style="width: 25px; height: 20px;"></td><td style="width: 25px; height: 20px;"></td><td style="width: 25px; height: 20px;"></td><td style="width: 25px; height: 20px;"></td><td style="width: 25px; height: 20px;"></td></tr> </table>									<p style="text-align: center;">_____ + _____ = _____</p>
<div style="display: flex; align-items: center; justify-content: center;"> <table border="1" style="border-collapse: collapse; text-align: center;"> <tr><td style="width: 20px; font-size: 8px;">tens</td><td style="width: 20px; font-size: 8px;">ones</td></tr> <tr><td style="height: 40px;"></td><td style="height: 40px;"></td></tr> </table> <div style="font-size: 2em; margin: 0 10px;">+</div> <table border="1" style="border-collapse: collapse; text-align: center;"> <tr><td style="width: 20px; font-size: 8px;">tens</td><td style="width: 20px; font-size: 8px;">ones</td></tr> <tr><td style="height: 40px;"></td><td style="height: 40px;"></td></tr> </table> <div style="font-size: 2em; margin: 0 10px;">=</div> <table border="1" style="border-collapse: collapse; text-align: center;"> <tr><td style="width: 20px; font-size: 8px;">tens</td><td style="width: 20px; font-size: 8px;">ones</td></tr> <tr><td style="height: 40px;"></td><td style="height: 40px;"></td></tr> </table> </div>			tens	ones			tens	ones			tens	ones																														
tens	ones																																									
tens	ones																																									
tens	ones																																									

Tuesday Writing Prompt/Martes Mensaje de Escritura: Write about what is happening in the picture, or write a story about the picture.

Escriba sobre lo que sucede en la imagen o escriba una historia sobre la imagen.



Wednesday Reading/Miercoles Historia

(This reading prompt is from CKLA Skills Unit 3 © 2011 Core Knowledge Foundation)

The Moon

The moon said, “I wish I had a dress. Mom, will you make me a dress?”

The moon’s mom said, “I will not make you a dress, my sweet.”



“Why not?” said the moon.

“Because you wax and you wane,” said the moon’s mom.

“One week you are big and round. The next week you are thin. One week you are all there. The next week there is just a bit of you. No one can make a dress that will fit you in all of your shapes!”



**Wednesday's Reading Questions/Miercoles Preguntas de Historia
(The Moon)**

1. What does the moon ask for in the beginning of the story?

- a. A face
- b. A pair of pants
- c. A dress

2. Why doesn't the woman want to sew a dress for the moon?

- a. The moon is mean
- b. The moon didn't ask nicely
- c. The moon waxes and wanes and its shape changes too much

3. Take out a paper and pencil and design a dress for the moon. Write about the dress that you would design:

Wednesday Math Work /Mathematicas


Comparing Two-Digit Numbers

Directions: Compare the two-digit numbers. Think about tens and ones. Write in <, =, or > to make the equation true.



< = >

1.	17__19	57__15	31__74	31__38
2.	22__23	65__56	13__73	17__71
3.	85__28	73__37	41__49	63__93
4.	24__52	63__63	83__90	47__27
5.	51__41	68__64	10__50	19__19
6.	99__49	56__65	27__27	39__89
7.	62__62	33__63	79__69	22__27
8.	93__95	69__45	65__55	16__13



Name: _____





__ tens
__ ones





__ tens
__ ones




__ tens
__ ones



__ tens
__ ones



__ tens
__ ones




__ tens
__ ones



Wednesday Writing Prompt/Miercoles Mensaje de Escritura: Write about what is happening in the picture, or write a story about the picture.

Escriba sobre lo que sucede en la imagen o escriba una historia sobre la imagen.



Thursday Reading/Jueves Historia

(This reading prompt is from CKLA Skills Unit 3 © 2011 Core Knowledge Foundation)

A Fun Day

The little black dog ran down the street. He was looking for his friends. He was bored and had nothing to do. He looked under the bridge, but all he found was a ball. The little black dog picked the ball up. He rolled and bounced it over the bridge. The little black dog looked behind the deli, but all he found was leftover sandwiches. He ate all he could and then bounced his ball down to the river. He looked in the water, but all he found were ducks. He splashed and played with them. Then he went home. He did not find his friends. He was sad. He told his mother about not finding his friends under the bridge. He told her about not finding his friends behind the deli. He told her about not finding his friends at the river. When he was finished telling all about his day, he smiled. He did not find his friends, but he had fun.

**Thursday's Reading Questions/Jueves Preguntas de Historia
(A Fun Day)**

1. Why did the dog run down the street?

2. What did the dog find to play with?

3. What did the dog learn at the end of the story?

Thursday Math Work/Jueves Mathematicas

Ordering Numbers

A) Write each set of numbers in order from least to greatest.

1) 36 74 92 61 15

2) 12 53 23 87 91

3) 67 39 11 58 72

4) 29 45 83 76 99

5) 73 52 90 48 66

B) Write each set of numbers in order from greatest to least.

1) 11 37 28 75 61

2) 64 43 59 10 87

3) 19 73 95 24 36

4) 62 57 48 89 79

5) 27 32 18 12 30

Thursday Writing Prompt/Jueves Mensaje de Escritura: *Write about what is happening in the picture, or write a story about the picture.*

Escriba sobre lo que sucede en la imagen o escriba una historia sobre la imagen.



Friday Reading/Viernes Historia

(This reading prompt is from CKLA Skills Unit 3 © 2011 Core Knowledge Foundation)



Bats

Bats only come out at night. This means they are nocturnal. Bats come out when you are getting ready for bed. In the morning, bats are getting ready to sleep for the day. A lot of people are afraid of bats. Maybe they are scared because bats are night creatures. You don't have to fear bats. They are gentle creatures. They are helpful creatures. Bats are small. They are no bigger than the size of a thumb. Their wings stretch out as far as two hands spread out. The wings are twice the size of its body. The bat's wings are really its hands! The wings have finger-like bones in them. This helps bats to fly in any pattern. A bat flies like it is swimming. It pushes both wings down and backward. Bats have one baby a year. The babies are called pups. Bats can live up to thirty years!

**Friday's Reading Questions/Viernes Preguntas de Historia
(Bats)**

1. When do bats come out?

2. Describe what a bat looks like.

3. How long can a bat live?

Friday Math

Subtracting to Compare In Word Problems

Name _____

Solve the subtraction problems.

- 1** There are 6 triangles. There are 4 circles.

How many more triangles are there?

$$6 - 4 = \underline{\quad}$$

 more triangles

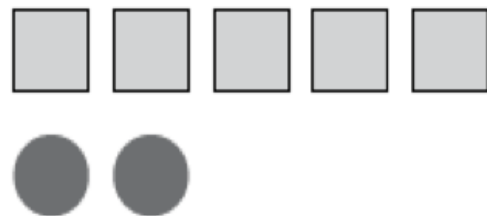


- 2** There are 5 squares. There are 2 circles.

How many more squares are there?

$$5 - 2 = \underline{\quad}$$

 more squares

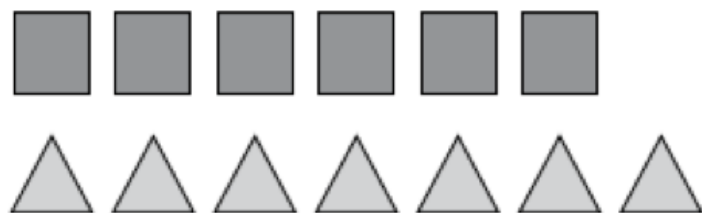


- 3** There are 7 triangles. There are 6 squares.

How many more triangles are there?

$$7 - 6 = \underline{\quad}$$

 more triangle



- 4** There are 8 triangles and 5 circles.

How many fewer circles than triangles are there?



$$8 - 5 = \underline{\quad}$$

 fewer triangles

- 5** There are 2 squares and 7 triangles.

How many fewer squares than triangles are there?



$$7 - 2 = \underline{\quad}$$

 fewer squares

Friday Writing Prompt/Viernes Mensaje de Escritura: *Write about what is happening in the picture, or write a story about the picture.*

Escriba sobre lo que sucede en la imagen o escriba una historia sobre la imagen.



Reading Log

Registro de Libros

Date/ <i>Fecha</i>	Title of Book Read/ <i>Título de libro leído</i>	Time Reading <i>Tiempo de Leyendo</i>	Family Signature <i>Firma de familia</i>
Monday			
Tuesday			
Wednesday			
Thursday			
Friday			